



CITY OF  
*Albany*  
GEORGIA

# ADOPTED BUDGET

IN BRIEF

FISCAL YEAR 2024

IMPROVING OUR FUTURE BY  
INVESTING IN INFRASTRUCTURE



# CONTENT

VISION, MISSION, BOARD OF COMMISSIONERS	3
CITY MANAGER	4
NEW INITIATIVES	5
CITY SNAPSHOT	6
CITYWIDE BUDGET	7
GENERAL FUND	8
GENERAL FUND EXPENDITURES	9
SPECIAL REVENUE	10
SUPPLEMENTED FUNDS	11
UTILITY FUND REVENUES	12
UTILITY FUND EXPENSES	13
CAPITAL IMPROVEMENT PROGRAM	14
SPLOST VII - TSPLOST	15

# MISSION

The City of Albany delivers fiscally responsible, highly dependable services to citizens in the community and the region with integrity and professionalism.

# VISION

The City of Albany is a collaborative regional leader delivering exceptional services and enhancing quality of life, while fostering an atmosphere where citizens and businesses can thrive.

# STRATEGIC PRIORITIES

Safe, sustainable, and business-friendly. Economic development, jobs, infrastructure, and asset management. Promotion of the City as a great place to live, work and play. Effective service delivery and excellent fiscal responsibility.

## THE BOARD OF COMMISSIONERS



Jon Howard  
Ward 1



Jalen Johnson  
Ward 2



Vilnis Gaines  
Ward 3



Mayor  
Bo Dorough



Mayor Pro Tem  
Chad Warbington



Robert Langstaff  
Ward V



Demetrius Young  
Ward VI

# CITY MANAGER

## STEVEN CARTER



Dear Citizens,

The adopted operating budget for fiscal year 2024 (July 1, 2023, through June 30, 2024) totals \$316.9 Million. The City of Albany's overall headcount has increased by two positions. One has been added to the Public Information Office, and a Business Analyst will be added to the Light Department. The \$17.3 Million increase in the overall budget is primarily driven by the increase in SPLOST expenditures (\$10.4 Million), a 13.51% cost of living increase for sworn officers and 6.1% for all other City personnel (\$3.7 Million), and additional capital projects (\$2.4 Million). Some operational contracts are subject to a CPI increase, and the overall cost of materials has seen an uptick. The City has minimized the impact on citizens and ratepayers by finding cost savings and efficiencies whenever possible.

A significant focus of the City in the coming fiscal year will be our infrastructure, with several projects underway simultaneously. We will enter the third year of the Combined Sewer System (CSS), Storm Drainage, and Sewer Upgrades that are part of the Commission-approved 10-year capital plan. Enhancements to our Recreational facilities throughout the City will begin to take shape as various aspects of the Recreation Masterplan are implemented. The strong interest in downtown will begin to be realized as the City looks to partner with public and private entities to boost residential opportunities and bring more businesses to the area. Funding is available in the budget to assist with this aspect of the Downtown Masterplan. Other major projects included in this year's budget are a new maintenance building at the golf course, Civic Center parking lot repaving, and a new Fixed-Base Operator (FBO) Terminal at the airport.

Some projects were completed in the previous fiscal year, which may lead to enhanced revenue streams. The hangar project at the airport and the Transportation Center downtown could play a vital role in these efforts.

This budget demonstrates our willingness to invest in our people. Implementing a pay study will further emphasize this and help us achieve our goal of being the employer of choice in Albany. We also want the citizens to realize how important it is for us to invest in our infrastructure, a necessity for our long-term viability. Now, more than ever, we are "Investing in the future of our community by investing in our infrastructure!"

Sincerely,

Steven Carter  
City Manager



# NEW INITIATIVES

## **Cost of Living Increases for employees**

- 13.5% for all patrolling sworn officers in Police (Majors through Officers)
  - 6.1% for all non-patrolling sworn Police
  - 0.5% Increase in pension employee contribution for non-public safety
- 

**Longevity Increase remains in place for the 2nd year**

---

## **Employee Incentives**

- Free entry into DCSS events
  - Free entry to all Artesian Alliance attractions
  - ½ Price tickets for all ASU sporting events
- 

**\$200,000 Historic Preservation Repair Funding  
Reallocated for the 2nd year**

---

**\$200,000 for Supervisor Training Program**

# CITY SNAPSHOT

## 2024 TOTAL FISCAL YEAR



## BUDGET \$316,850,454

### CITY DESCRIPTION

Population	69,048
Square Miles in the City	55.13
Millage Rate	9.528

### CUSTOMERS

Utility Customers	34,905
Deplaned Passengers	35,224
Telecom	1,254

### PUBLIC SAFETY

Police Citations Issued	7,495
Fire Incident Responses	5,092
Fire Public Safety Events	34

### INFRASTRUCTURE

Miles of Streets	433
Street Lights	11,989
Wastewater Treated (Tgallons/Day)	14,678
Miles of Electrical Lines	747
Natural Gas Stations	32
Number of Water Wells	28
Parks	75
Acres of Parks	400

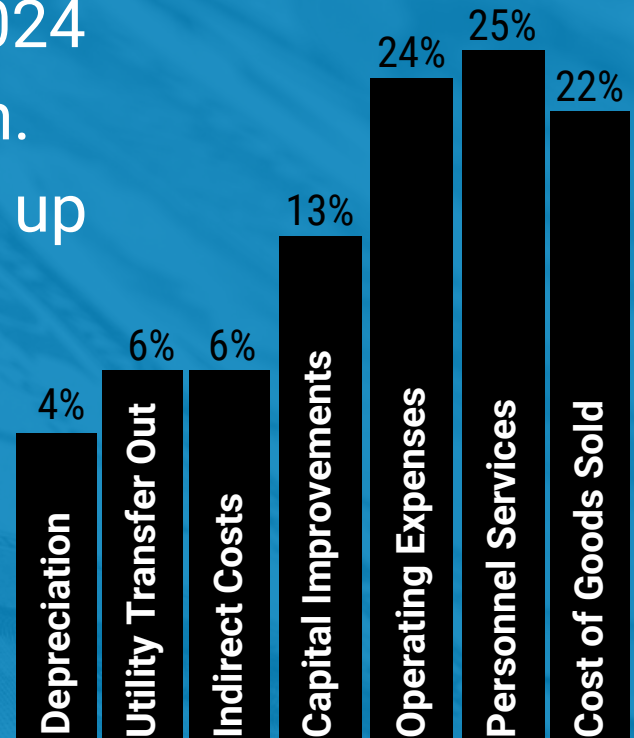
### MAJOR EMPLOYERS

USMC Logistics Base (Civilian)	4,016	MolsonCoors	586
Dougherty County Board of Education	2,125	Metro Power	512
Phoebe Putney Health System	1,961	Teleperformance	370
City of Albany	1,171		
Albany State University	1,072		
Dougherty County	636		
Procter & Gamble	642		

# CITYWIDE BUDGET

The Proposed fiscal year 2024 budget totals \$316.9 million.

The largest portion is made up of the Personnel Services (25%, or \$78.2 Million)



## REVENUE SOURCES

The General Fund serves as the primary reporting vehicle for local government operations. The general fund, by definition, accounts for all current financial resources not required by law or administrative action to be accounted for in another fund. It accounts for the general operations of the City including Public Safety, Public Works, Municipal Court, Planning and Development, Engineering, and General Administrative Support services.

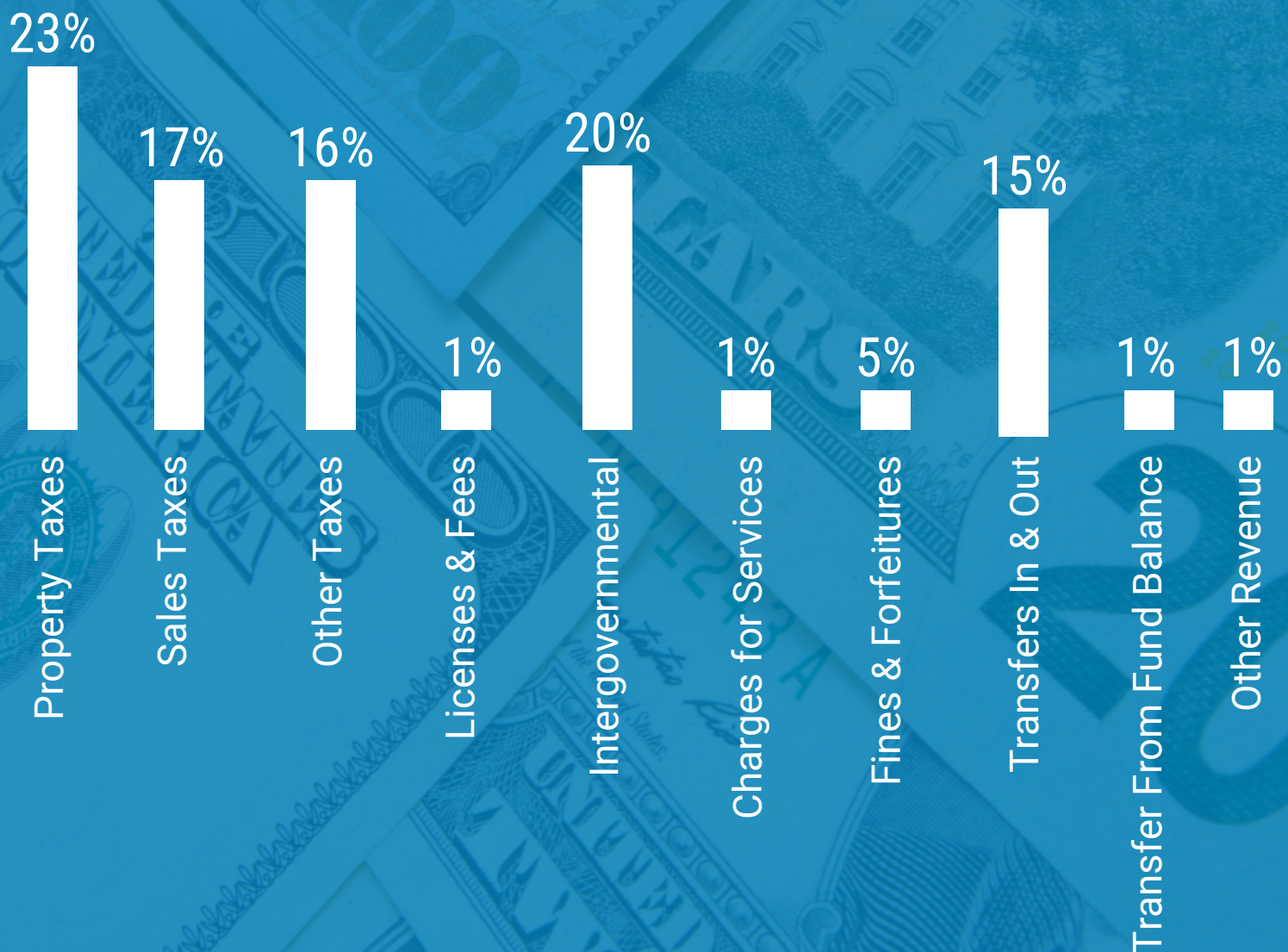
Enterprise Funds are separated by function and reporting from the governmental operations of the City. These funds provide goods and services to the community via a fee for services rendered to the citizens. Under enterprise accounting, the revenues and expenses are separated into two separate funds in order to functionally operate a business or enterprise. The Utility Funds and fees are the largest source of revenue for these types of funds.

Special Revenue Funds account for proceeds of specific revenue sources that are legally restricted to be expended for specific purposes.



# General Fund Revenue

The General Fund dollars are generated through the categories in the graph shown below. These dollar amounts are used to provide basic governmental services. Forecasts are based on five-year revenue trends.





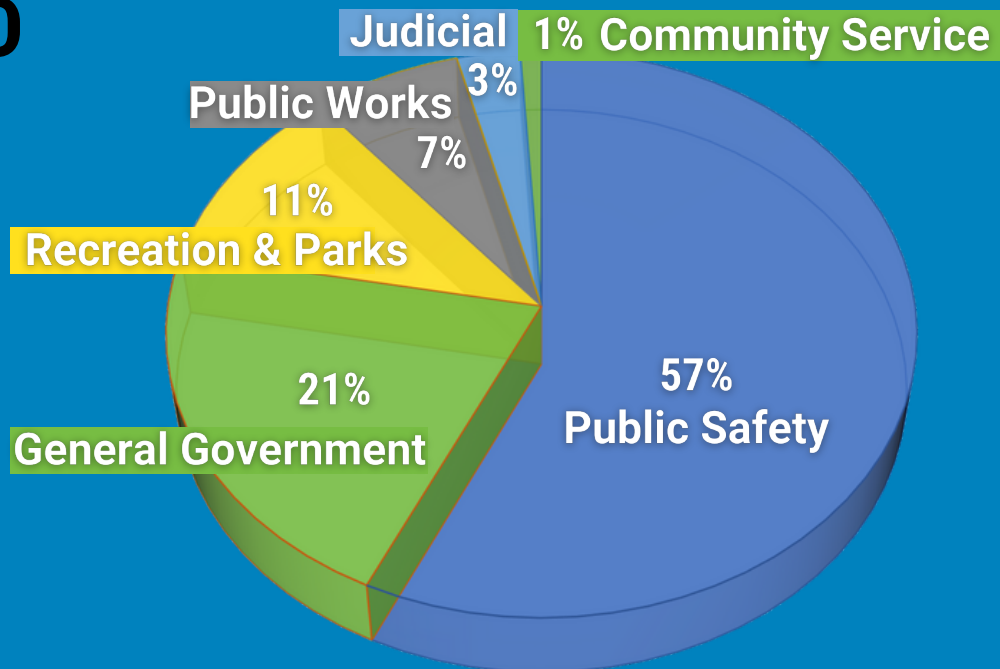
# General Fund Expenditures

General Fund dollars are used to pay for basic governmental services and operational functions. The largest portion of the expenditures are used for public safety.

## YOUR DOLLARS AT WORK \$72,455,643

### GENERAL FUND ALLOCATIONS

Property taxes make up approximately 23.2% of the overall general fund revenues. The transfer from the utility funds makes up 23.1%. The information to the right details the proportion assigned to the city departments to provide the following services:



**52%**

POLICE DEPARTMENT

**42%**

FIRE DEPARTMENT

**6%**

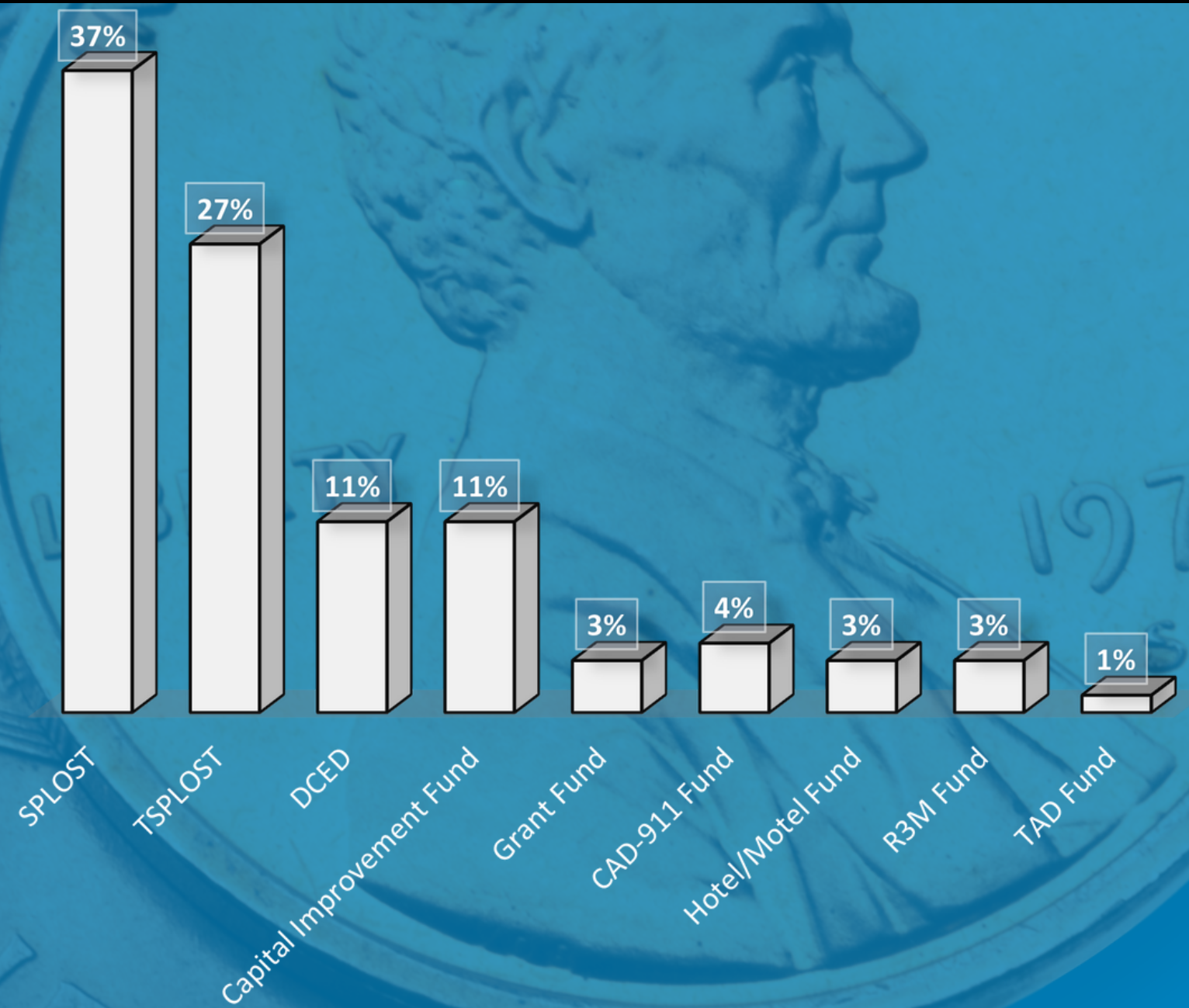
CODE ENFORCEMENT

### PUBLIC SAFETY ALLOCATIONS



# SPECIAL REVENUE

Special Revenue funds account for the proceeds of specific revenue sources that are legally restricted to expenditures for specific purposes. This funding may include grants, hotel/motel taxes, SPLOST, etc.



# SPECIAL REVENUE

# \$60,969,898

# SUPPLEMENTED FUNDS

The Supplemented Funds are a small portion of the Enterprise Funds. This funding provides operations, goods, and services for the Airport, Albany Transit, and the Flint River Complex.

## SUPPLEMENTED ENTERPRISE FUNDS

### \$23,366,043

#### Airport



**\$16,829,062**

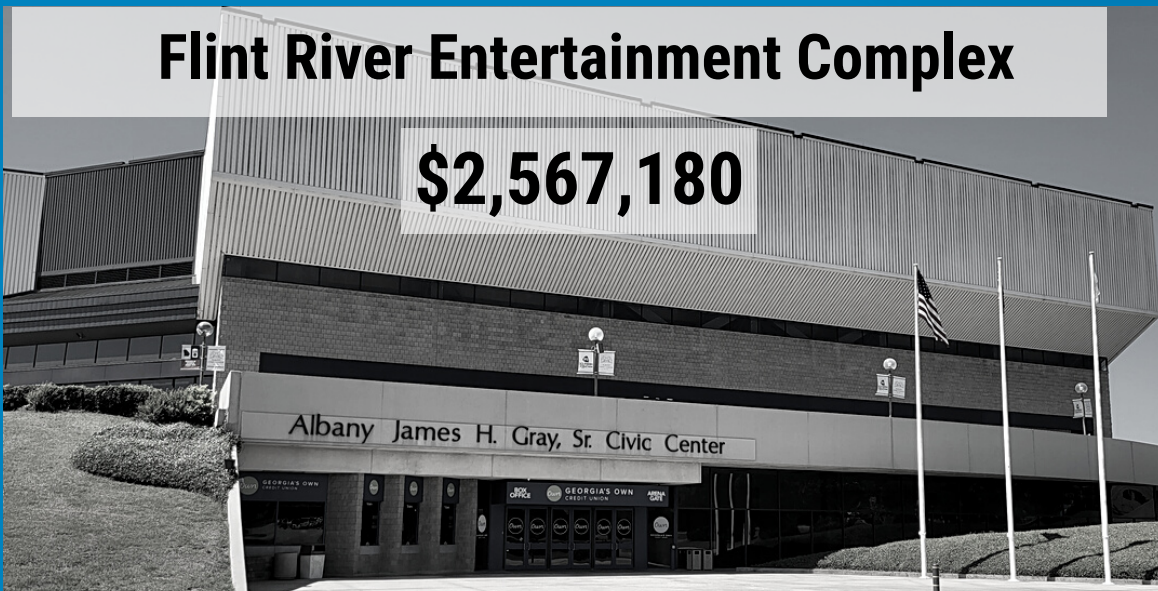
#### Albany Transit



**\$5,969,801**

#### Flint River Entertainment Complex

**\$2,567,180**



# UTILITY FUND REVENUES

Funding for Albany Utilities is derived from the fees paid by Albany Utility customers for services provided. Below is the amount of revenue generated in each service area. Light Department funds are the largest revenue source and the largest expense for Albany Utilities.

## \$170,574,818



**LIGHT**

**57%**



**GAS**

**11%**



**SEWER**

**10%**



**WATER**

**8%**



**SOLID WASTE**

**8%**



**STORM WATER**

**4%**



**TELECOM**

**2%**



# UTILITY FUND EXPENSES

Albany Utilities is a utility distributor, which means that the majority of expenses are dictated to the energy provider of which the City is a member. The City purchases electricity from the Municipal Electric Authority of Georgia (MEAG) and gas from the Municipal Gas Authority of Georgia (MGAG). However, Albany Utilities also operates wells and a water treatment plant. Those costs are also included in the cost of goods sold percentage shown below.

**UTILITY FUND**  
**\$158,058,870**

**Solid Waste - Sewer - Water**  
**Storm Water - Gas - Light**  
**Telecom**

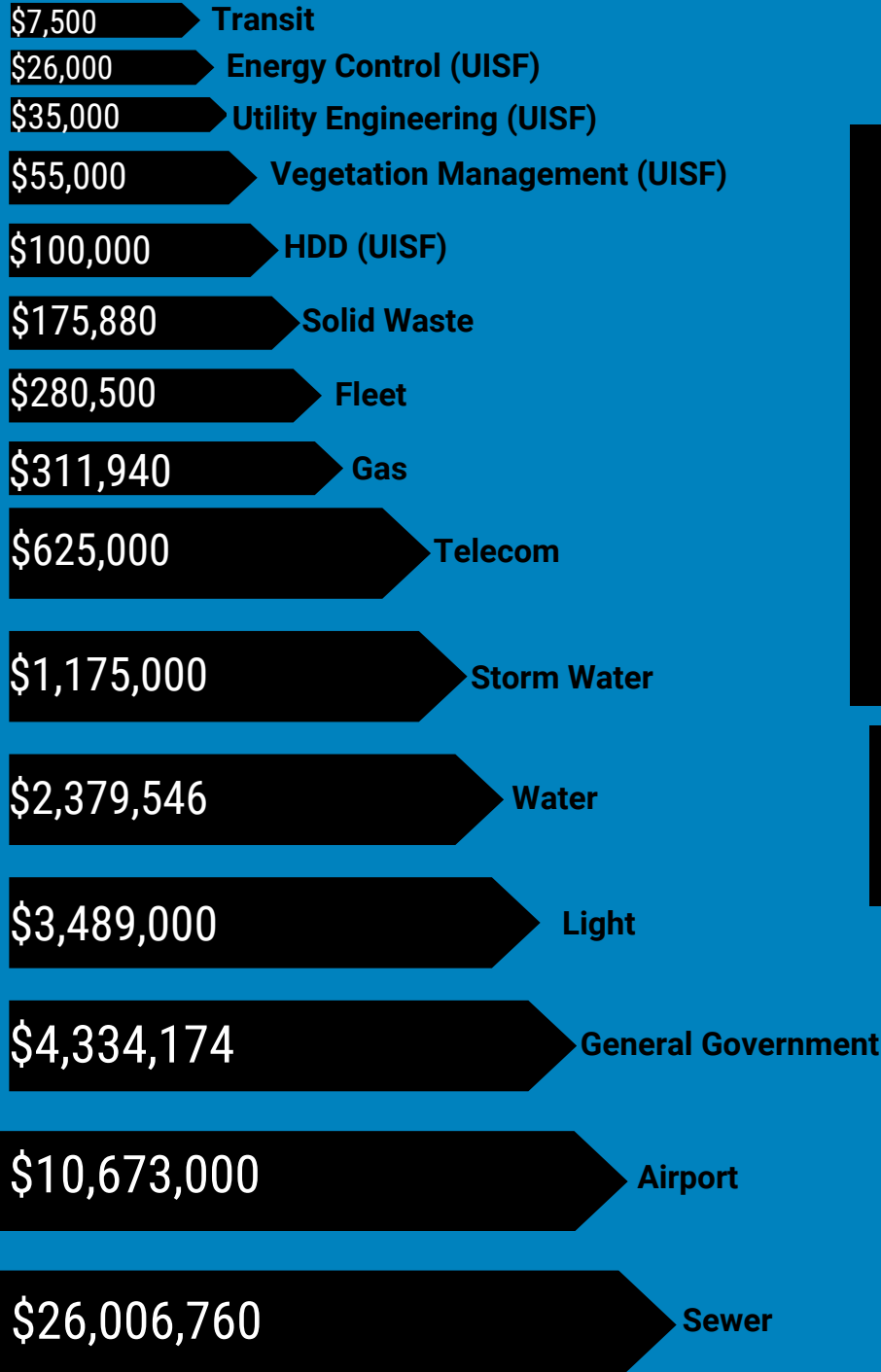
**Cost of Goods Sold 44%**  
**Transfers Out 11%**  
**Operating Expenses 16%**  
**Indirect Costs 12%**  
**Personnel Expenses 11%**  
**Depreciation Expense 6%**

**Cost of Goods Sold 68%**  
**Transfers Out 13%**  
**Indirect Costs 9%**  
**Personnel Expenses 5%**  
**Operating Expenses 3%**  
**Depreciation Expense 2%**

**LIGHT FUND**  
**\$84,376,283**

**\$57.2 Million in Cost of Goods Sold**  
**\$10.5 Million in Transfers to General Fund**

# CAPITAL IMPROVEMENT PROGRAM



The Capital Improvement Program seeks to provide funding for major renovations, construction, and infrastructure-related projects. The categories to the left have Capital Improvement Program dollars allocated for fiscal year 2024.

**TOTAL CAPITAL FY 2024**  
**\$49,674,300**

# SPLOST VII

• Recreation Improvements	\$2,590,000
• Fire Station #2	\$1,250,000
• Barkley Extension	\$1,400,000
• Storm Sewer Outfall	\$1,100,000
• Alley Reconstruction	\$1,070,234
• IT Software Upgrade	\$1,000,000
• Airport Improvements	\$600,000
• Street Light	\$385,298
• Alley Crushed Asphalt	\$379,483
• Storm Pumping Stations	\$187,071
• IT Hardware Upgrade	\$24,538

## Total SPLOST VII Dollars

**\$9,986,624**

# SPLOST VIII

• Sewer & Stormwater Improvement	\$8,600,000
• Quality of Life Projects	\$2,000,000
• Flint River Entertainment Complex Improvements	\$2,000,000

## Total SPLOST VIII Dollars

**\$12,600,000**

## Total TSPLOST Dollars

**\$16,537,031**

# TSPLOST

Roadway Improvements	\$12,037,031
Airport Improvements	\$3,500,000
Traffic Calming Devices	\$1,000,000



